


Single Family Residential One Story Detached Garage

How to use this Guide

Provide two sets of plans, drawn to scale and complete the following (hint: use graph paper with 1/4" squares. Example: 1/4" = 1'):

1. **Complete this Building Guide** by filling in the blanks on page two and indicating which construction details will be used.
2. **Provide 2 Plot Plans (site plan)** showing dimensions of your project or addition and its relationship to existing buildings or structures on the property and the distance to existing property lines drawn to scale.
3. **Fill out a Building Permit Application.**

The majority of permit applications are processed with little delay. The submitted documents will help determine if the project is in compliance with building safety codes, zoning ordinances and other applicable laws.



75 E Main St
PO Box 417
Castle Dale, UT 84513
435-381-3555

Name: _____
Address: _____
Phone: _____ Cell: _____
Site Address: _____

Single Family Residential One Story Detached Garage

Directions

1. Fill in the blanks on pages 2 and 3 with dimensions and materials which will be used to build the structure. Please print legibly.
2. Indicate in the check boxes on page 3 which details from page 4 will be used.

Note: Heated garages will require insulation, such as ceilings, walls, and foundations.

Floor Plan

Dimension _____

Locate and detail bracing

Indicate rafter or truss direction

Check one

Garage is heated

Garage is not heated

Show door and window header sizes and location and size of landing in front of door

3 1/2" minimum concrete slab

Floor slope

() x header
(example: (2) 2 x 10)

Note:
If roof trusses or rafters bear on header, special header design may be required

Double 2x4 or 2x6 trimmers each end of overhead door header

Garage door opening

Garage door opening width _____

Dimension* _____

Dimension* _____

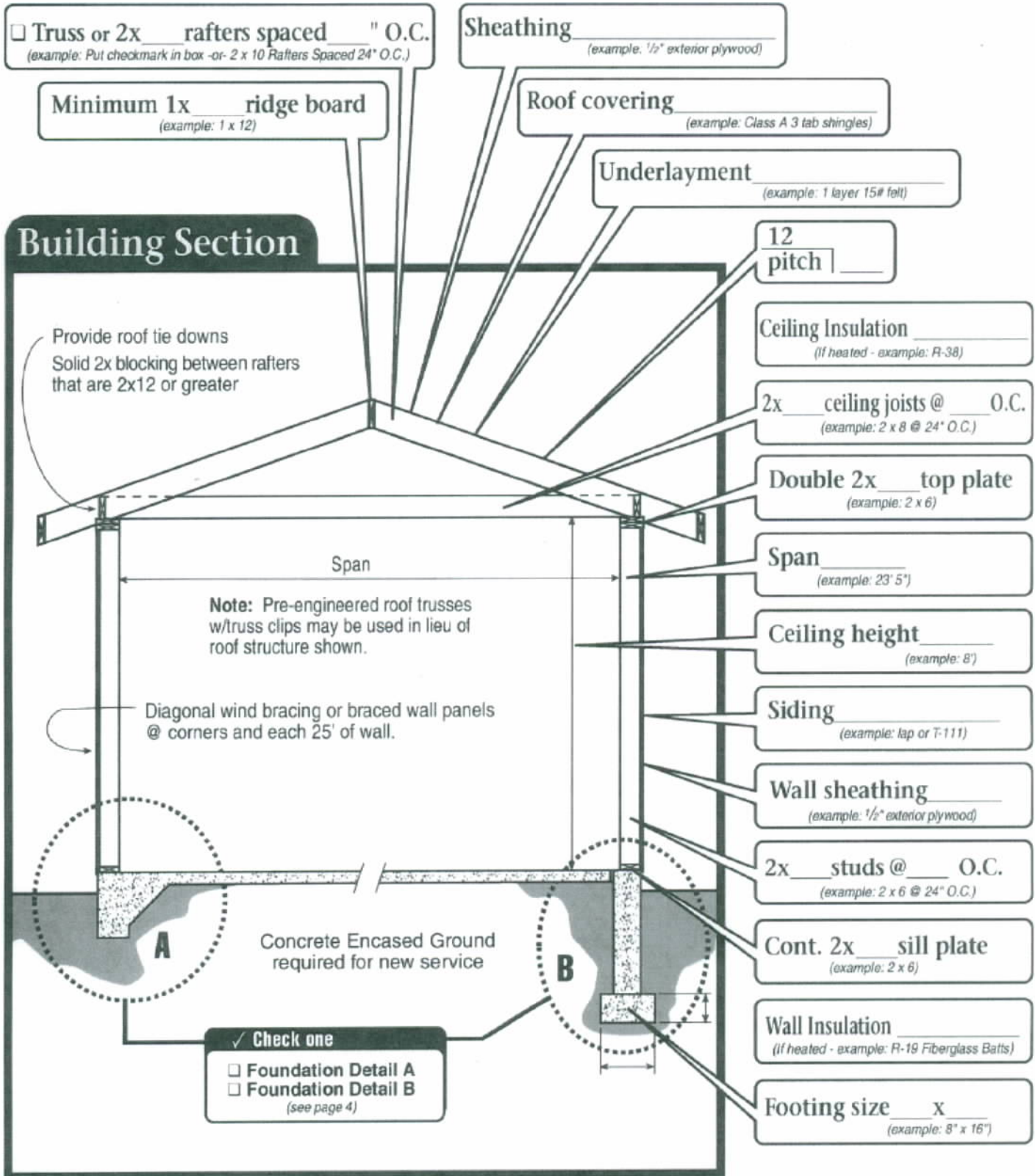
Dimension _____

* See Braced Wall Panel Detail on page 4 to comply with section R602.10.6.2 (IRC)

Notes:

Single Family Residential One Story Detached Garage

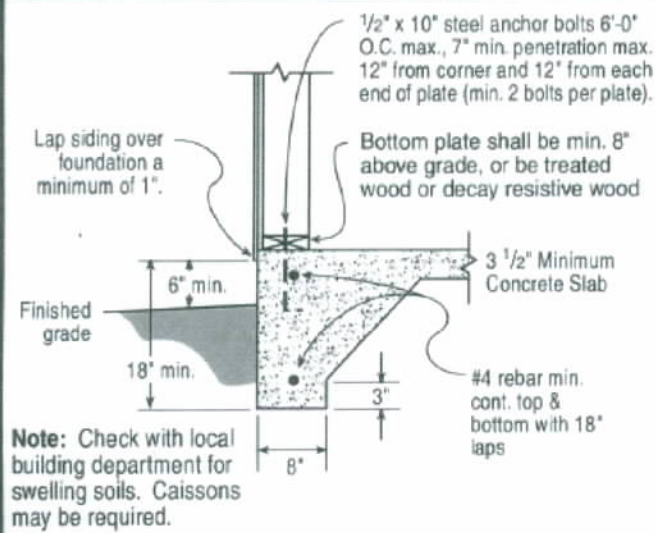
Note: For roofs with slopes less than 4:12, follow manufacturer's instructions for low slope application of roofing materials.



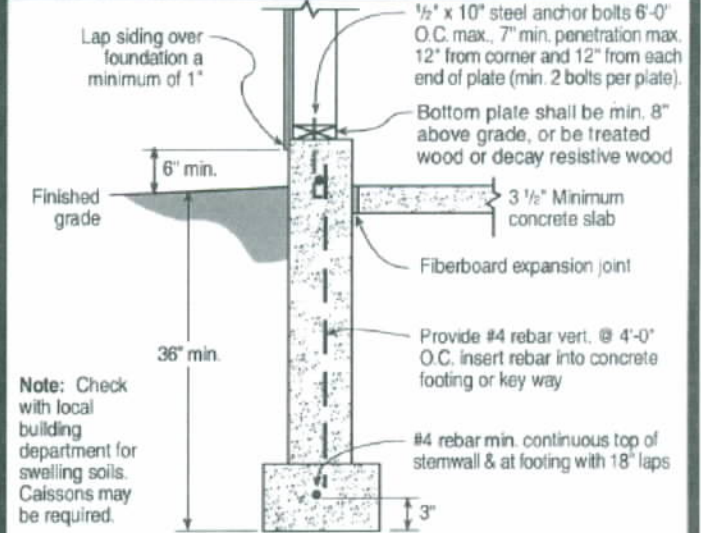
Notes:

Single Family Residential One Story Detached Garage

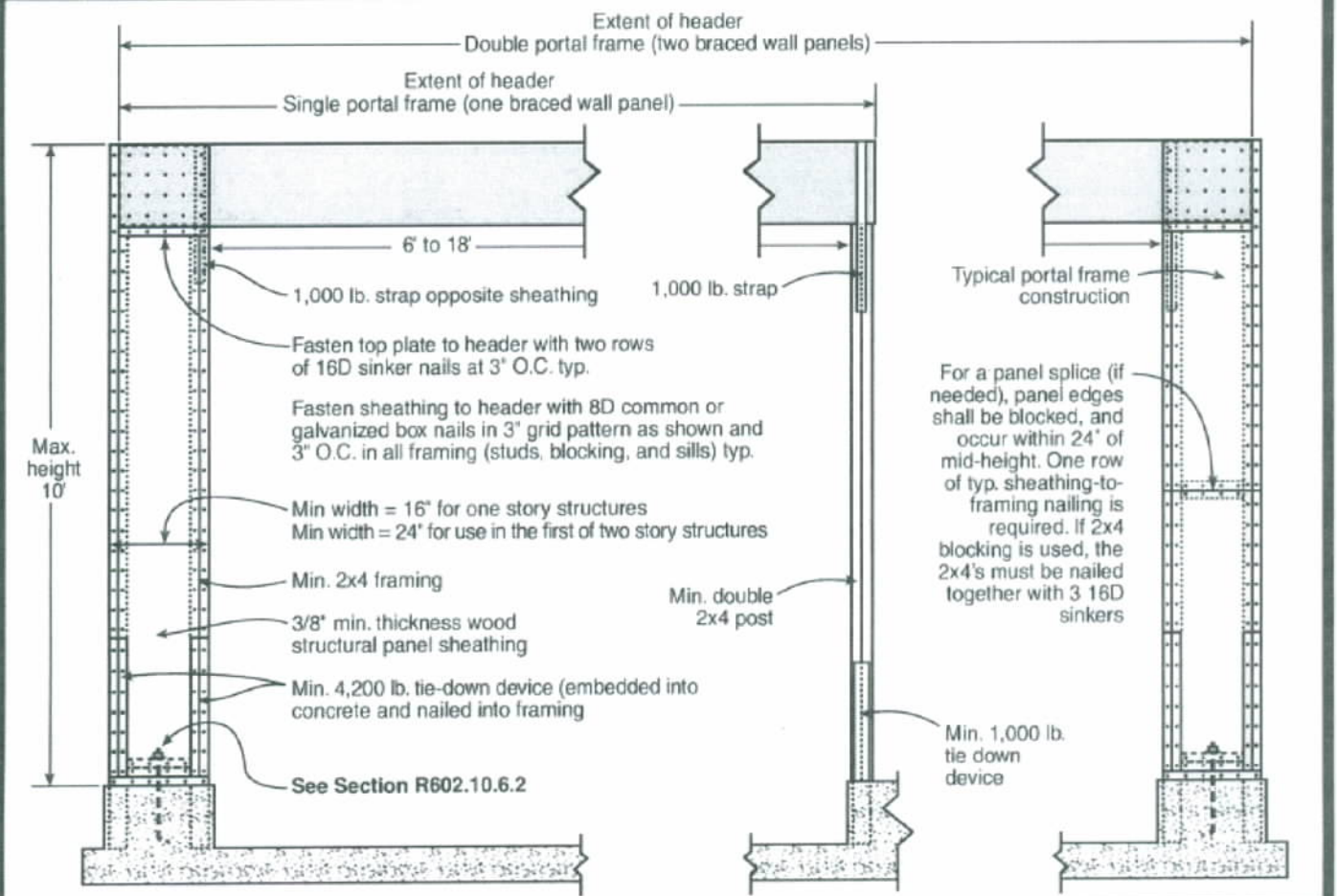
Foundation Detail A



Foundation Detail B



Braced Wall Panel Detail



Notes:

Single Family Residential One Story Detached Garage

Rafter Size

	2 x 6	2 x 8	2 x 10	2 x 12
6'	24" on Center			
7'	24"			
8'	24"			
9'	16"			
10'	16"	24"		
11'	12"	16"		
12'		16"		
13'		12"	24"	
14'		12"	16"	24"
15'			16"	16"
16'			16"	16"
17'			12"	16"
18'			12"	12"
19'				12"
20'				12"

Required Inspections

- Setback and footing
- Foundation
- Framing
- Roof
- Insulation - if applicable
- Rough electrical - if applicable
- Rough mechanical - if applicable
- Gas line - if applicable
- Final Building
- Final Mechanical - if applicable
- Final Electrical - if applicable

Questions concerning setback requirements should be directed to the Current Planning Office (970) 962-2525.

